

Zaã[!}ã\Á:Á, 5:\ã^ {ÁHFÌÁ*



Charakterystyka:

- Uaã[!}ã\Á:Á, 5:\ã^ {ÁHFÌÁ*
- Uaã[!}ã\Á:Á, 5:\ã^ {ÁHFÌÁ*
- Š5ãÁ, ^••}b^Á•ã Á:Á {æ•:~}^ÁÁ[Á:ää[!}ã\æÁ[Á][!ã^c^!^] [, ^ {É @ã*ã^}ã&:}^ {ÁãÁÿæc, ^ {Á, Á&:~•&:~}ã^Á, } ci:~ÉÁT^&@æ}ã: { *ã[!}ã\Á:Á, ^}~•&:æÁ5ãÁÁ[Á, 5:\ã^É
- YÁ•cæ}ãæ!ã:ã^Áã[•c]}æÁb^•cÁ:~}æÁã[Á[ã^Á:Á, ã•: &^ {Á^&@, ^c^ {É
- Ö!:, äá:ää[!}ã\æÁ}æÁ5ãÁ:æ { [&[, æ]^Á• Á}æÁ, : { [&]ã[]^&@ :æ, ãæ•æ&@Éã^:]ã^&: }^Á, Á^ ~ã^Áã•:~•&:~}ã^ÁY^ \ []æ]^Á:Áci, æÿ^* [c, [!}ã\, æÉÁci, æÿ^ÁãÁ[ã] [!}ã\}æÁci^ã}^Á, æ!~}ãã[!}ã\}ã^}ãæÉ
- Üæ {æá:ää[!}ã\æÁb^•cÁ, ^ci:~ {æÿæÁã!^* [] [ã&:}æÉÁ[]æ!cæÁ[^&@æ}ã: { Á:æ, ãæ• [, ^LÁ]!^•~ , }^ÉÁ [!ã^c^!^] [, ^Á [!ã^} \æ ã}•]^&~b)^Áÿæc, ãæb Á \ []ci [! Á}æá!^* [{æá: &^ {Á•ã Á[!ã^ {É
- Ü[!ã]æÁã, ^ci:~ {æÿæÁ!æ {æÁ, ^} [•æ []æÁb^•cÁ, Á[ã]ÿ^, Á•\! []!ã}Á:Á :ää[!}ã\æÁÁ, 5:\æÉÁÜ!:~ÿ &:~Á[ã]ÿ^, ~Áb^•cÁ[ã, !æ&æ]}^É
- Üæ {æá[•cæ!&:æ}æÁb^•cÁ, Á:~cæ, ã^KÁã!æÁ: { }ã^b•:~}ãæÁ \ [•:c5, ciæ}• [!c^ÉÁ, 5:\æÁÿæã [, æ}~Áb^•cÁã[Á:ää[!}ã\æÁ}æÁ5ãÉÁ
- Ü[!ã]æÁã, ^ci:~ {æÿæÁ!æ {æÁ, ^} [•æ []æÁb^•cÁ, Á[ã]ÿ^, Á•\! []!ã}Á:Á :ää[!}ã\æÁÁ, 5:\æÉÁÜ!:~ÿ &:~Á[ã]ÿ^, ~Áb^•cÁ[ã, !æ&æ]}^É

DANE URZĄDZENIA

Y^ {æel^Á(W x D x H) 885 x 1267 x 1803 mm

Yæ*æÁ}^cc[161 kg

DANE WYSYŁKOWE

Sæ!c[]ÁÇYÁç!ÖÁçÁPD 1130 x 1330 x 1070 mm

Yæ*æ 198 kg

Zää[!}ã\	Ö[!}ã\, æ}ã^	Tæ•:~}æ
SIS 700	●	MXG 428
	●	N 622-922
	●	MFN 46-56
	●	MF 46-47-56-58-59
	●	MAR 56-76-106-126
	●	MAR 78-108-128

LEGENDA:

- ✓ : GHDOESFHQWZUCLELRUQND
- : VSORGXPXVLBRDQ SUHGLQWDDOFM
- CBTxxxxxxxx : ZDDGRGDWNRZ DGDSWHU

CERTYFIKATY



Akcesoria:

- Dodatkowy polietylenowy wózek na lód: zaokrąglone narożniki, ręczny system odpływu wody, kółka i uchwyt ułatwiające prowadzenie. Pojemność wózka: 73 kg.
- Zestaw 6 wkładów do każdego wózka.
- Plastikowa szufla.

0RGHOHEW\FHFNDFMHPRJØHFPDQHEHŠHGHQD
1QHMØNDWDMHWSHQDFRQDEQRGRFHoyØRPHEMQFK
RNRHQWDFMDFWHFQEQDQDMGWIHØWWMFMDFMØZK

www.scotsman.com.pl

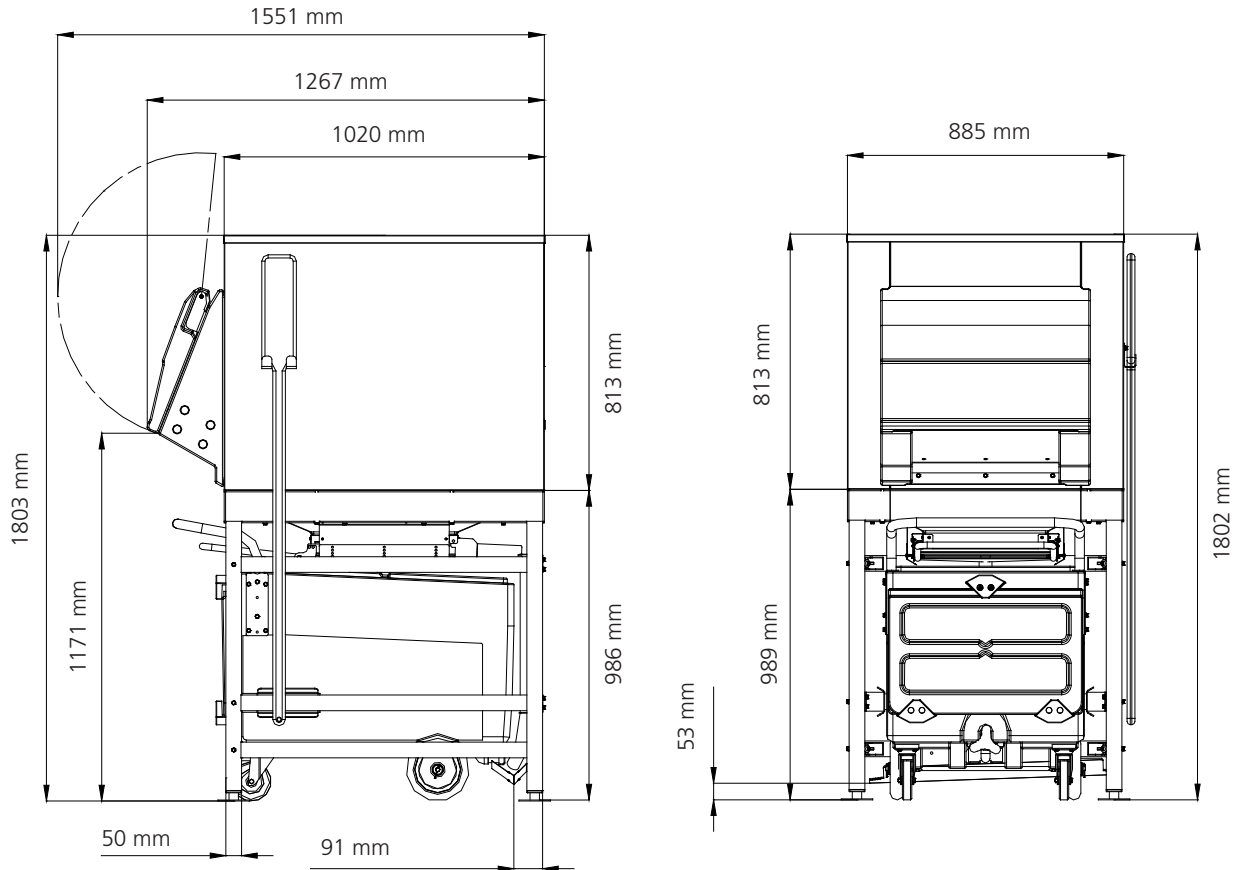
Zää[!}ã\Á:Á, 5:\ã^ {ÁHFÌÁ*

SIS 700

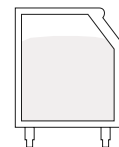
Storage bin 318 kg

Item #:
Project:
Quantity:

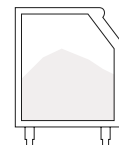
Storage bin 318 kg



Ice capacity (application)*	Ice capacity (AHRI)**	Internal volume
kg	kg	m ³
318	249	0.684



(* Application capacity is calculated on 90% of total volume x 545 kg/m³



(**) AHRI capacity is calculated on 80% of total volume x 481 kg/m³